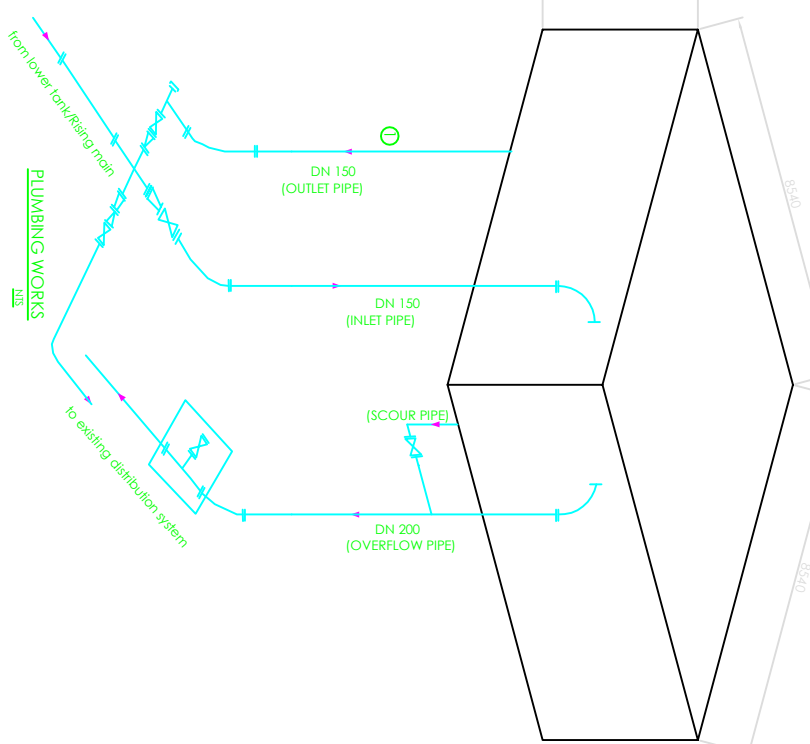
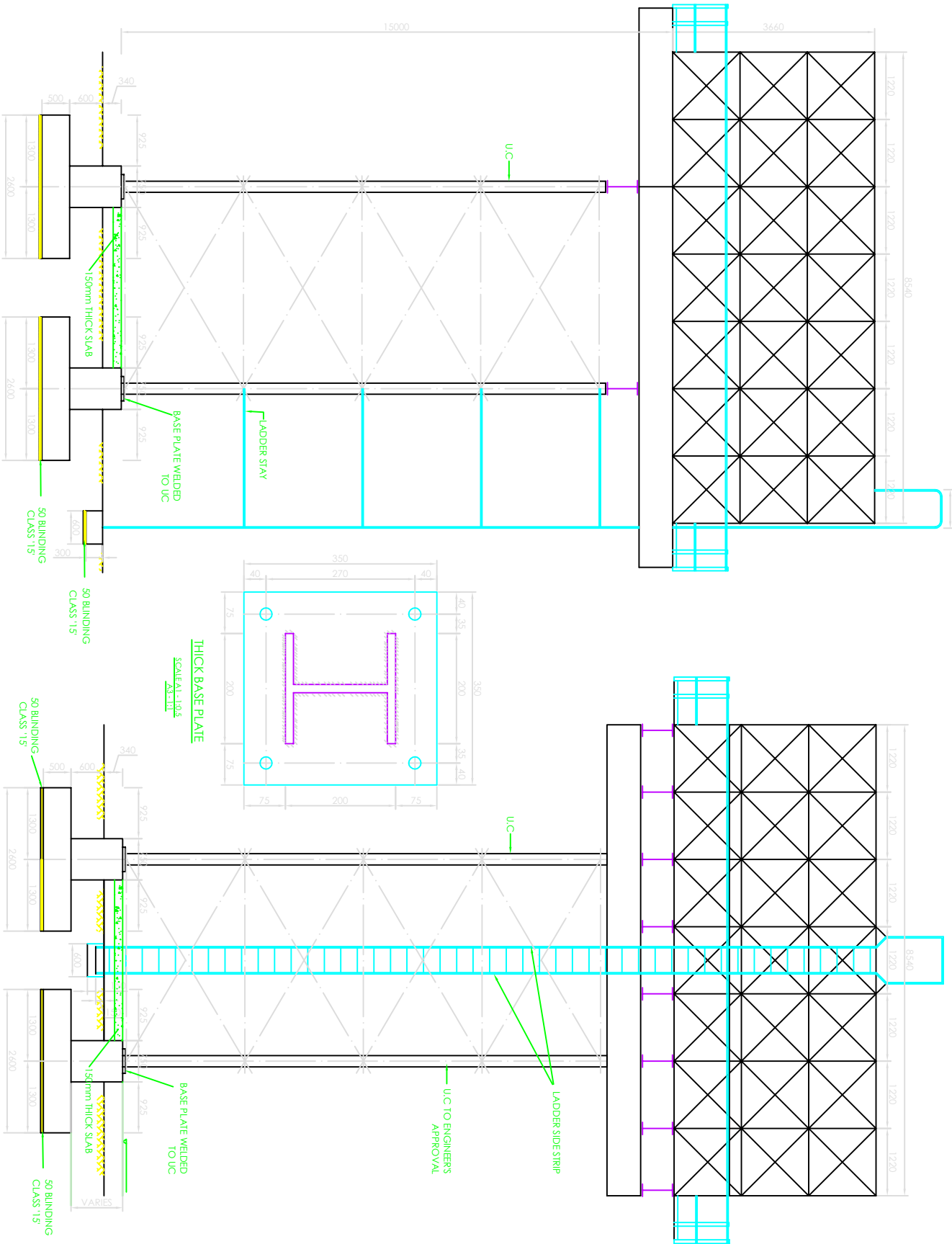


ITEM NO.	DESCRIPTION	DIA. (mm)	LENGTH (mm)	QUANTITY (No.)
A	INLET-APPROVED GLP/PIES 90° SHORT RADIUS BEND, ONE END FLANGED	150	1500 400 1500	1
B	ALL FLANGED PIPE	150	15,000	1
C	ALL FLANGED 90° SHORT RADIUS BEND	150	1,400 400	1
D	OUTLET-APPROVED GLP/PIES FLANGED SPROCKET PIPE	150	11,150	1
E	ALL FLANGED 90° SHORT RADIUS BEND	150	4000 500 900 4000	4
J	OVERFLOW-APPROVED GLP/PIES ALL FLANGED PIPE	100	15,000	1
K	ALL FLANGED PIPE	100	150	1
F	SCOUR-APPROVED GLP/PIES FLANGED SPROCKET PIPE	200	11,700	1
G	ALL FLANGED 90° SHORT RADIUS BEND	200	1500 220 1500	1
H	ALL FLANGED SLUICE VALVE	200	300	1
I	ALL FLANGED PIPE	200	11,120	1

INLET, OUTLET, OVERFLOW AND SCOUR FIREWORKS SCHEDULES

- NOTES**
- STRUCTURAL DETAILS TO BE TO ENGINEERS APPROVAL
  - R.C BASE TO BE CONFIRMED BY THE ENGINEER



SIDE ELEVATION

SCALE: 1:150  
A3-T1102

FRONT ELEVATION

SCALE: 1:150  
A3-T1102

THICK BASE PLATE

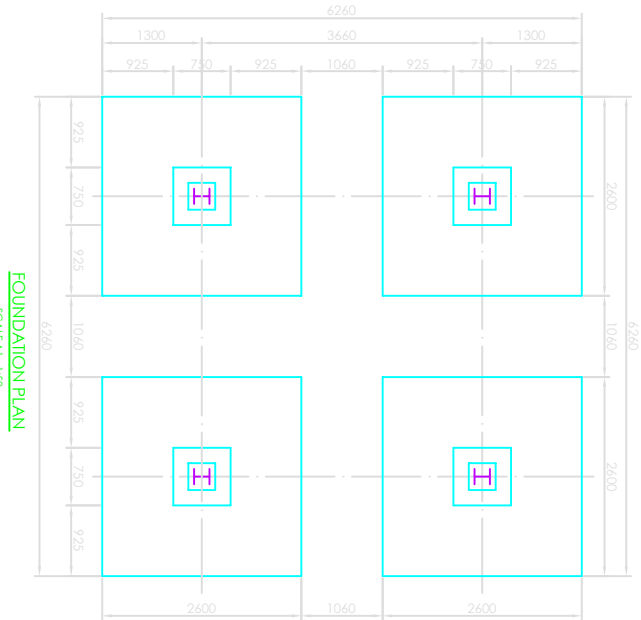
SCALE: 1:105  
A3-T111

BASE DETAILS

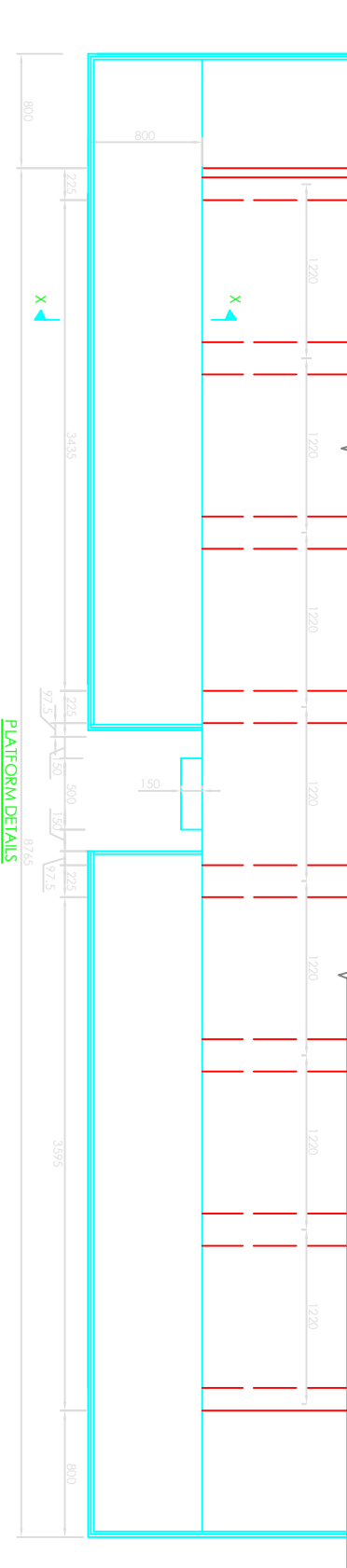
SCALE: 1:125  
A3-T1103

X - X

SCALE: 1:125  
A3-T1103



FOUNDATION PLAN



PLATFORM DETAILS

SCALE: 1:125  
A3-T1103

BRANCH	DESCRIPTION	DATE
CLIENT	NYERI WATER AND SANITATION CO. LTD. P.O. Box 1520-10100 NYERI, KENYA	
CONSULTING ENGINEER		
DATE		
DRAWING TITLE		
PROPOSED 250M3 ELEVATED DISTRIBUTION STEEL WATER TANK AT TIU		
DATE: 20/01/2025	SCALE: AS SHOWN	DRAWN BY: NNEWASCO/OHT/01-01
DRAWING NO.		CHECKED: GARY